

Habitats of the World

(Younger Students)

Age: grades k-2

Each habitat has different species that have made their homes there. This activity helps young students familiarize themselves with which animals and plants live in different habitats. Below find a set of color animals and plants from the following 6 habitats. Download each set for your collection.


1. Grasslands (African Savannah)
2. Temperate Forest (Adirondack Mountains)
3. Tropical Rain Forest (African)
4. Desert (American)
5. Ocean
6. Wetland

1. Laminate and cut out the animals for each habitat.
2. Choose 6 large sheets of construction paper (11x17); yellow for desert, green for grassland and rainforest, brown for temperate forest, blue for ocean and wetland (any color will work!).
3. Write the name of the habitat on top in big letters.
4. Then let students try and place the animals in their right habitat.
5. It helps to have an answer sheet, so keep a copy of the animals on their habitat page so they can check their work.



DESERT ANIMALS





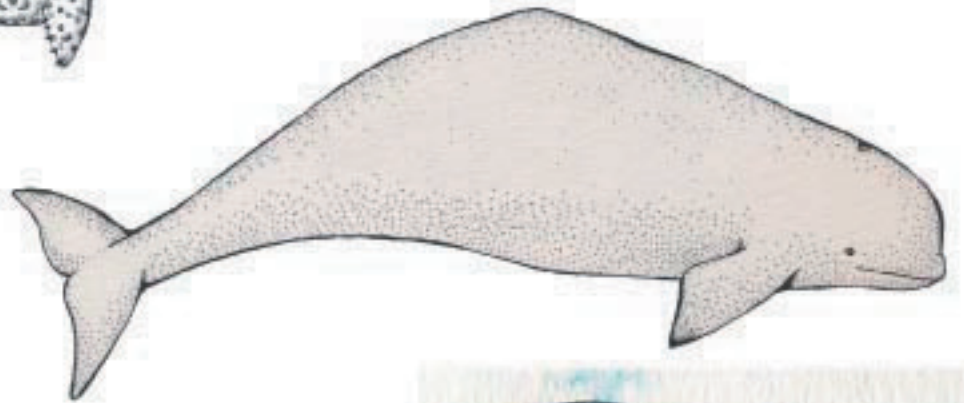
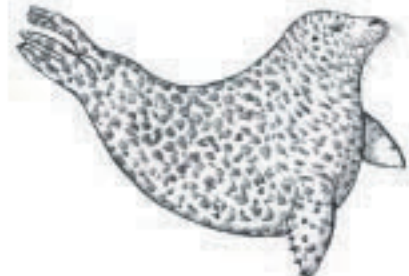

GRASSLAND ANIMALS






TEMPERATE FOREST ANIMALS



OCEAN ANIMALS



RAINFOREST ANIMALS



WETLAND ANIMALS

